

Addendum Number Two

To The Drawings and Specifications for
St. Mark's Charter School Remodel – St. Mark's, Kansas
Renwick Unified School District # 267

Issued: October 23, 2008

HANNEY & ASSOCIATES ARCHITECTS

1726 South Hillside, Wichita, Kansas

NOTICE TO BIDDERS

You are hereby instructed to include in your bids the following changes and/or corrections to the Drawings and Specifications for the St. Mark's Charter School Remodel in St. Mark's, Kansas.

The additions and/or corrections shall be considered as a part of the Contract Documents as if incorporated therein. Where the following corrections and/or additions vary from the conditions of the Drawings and Specifications, such following changes or additions shall govern.

I. GENERAL CLARIFICATIONS:

- 1.1 *The bid date shall remain Friday, October 31, 2008. Bid Time for separate contracts shall remain 11:00 a.m., and General Construction bid time shall remain at 1:30 p.m. as specified. All bids will still be received at the Owner's office as originally specified.*
- 1.2 A revised bid form is being issued with this addendum due to the addition of Alternate Number Seven. It is available to download, along with other addendum information and current plan holder's list, through our website: www.haarchitects.com.
- 1.3 The General Construction Alternate Number One is being modified. Please refer below to Item 2.1.
- 1.4 Sheet A7.4 is being issued with this addendum. This is millwork details on the Library Circulation Desk. The sheet will be mailed to the General Contractors and millwork contractors we have on our plan holder's list.
- 1.5 Per plans, "tackable wall" shall refer to wall carpet in lieu of "Homosote" panels. Wall carpet shall have Detail "P", A6.1. Around perimeter install wall carpet railroaded to eliminate seam.
- 1.6 Paving Contract/General Contract Clarification
 - 1.6.1 The General Contractor is responsible for all sidewalks.
 - 1.6.2 The Paving Contractor is responsible for formed curbs and gutters (detail 8). The General Contractor is responsible for curbs that are integral with the sidewalk (detail 6). Where sidewalk abuts a formed curb/gutter the G.C.'s work typically begins at the back of the curb (detail 7).
- 1.7 The existing wall mounted flag and flag pole now located at the main entrance to St. Mark's Charter School shall be relocated to the north wall of the existing building (base bid) and the north wall of the alternate one toilet room addition.
- 1.8 There is a conflict with the gauge of the metal wall studs between architectural and structural drawings. The structural 6" studs shall be clarified to be as noted in the structural drawings 18 ga. CSW.
- 1.9 The "New" fire extinguishers shall be installed where shown on the Code plans.

II. CHANGES TO THE SPECIFICATIONS

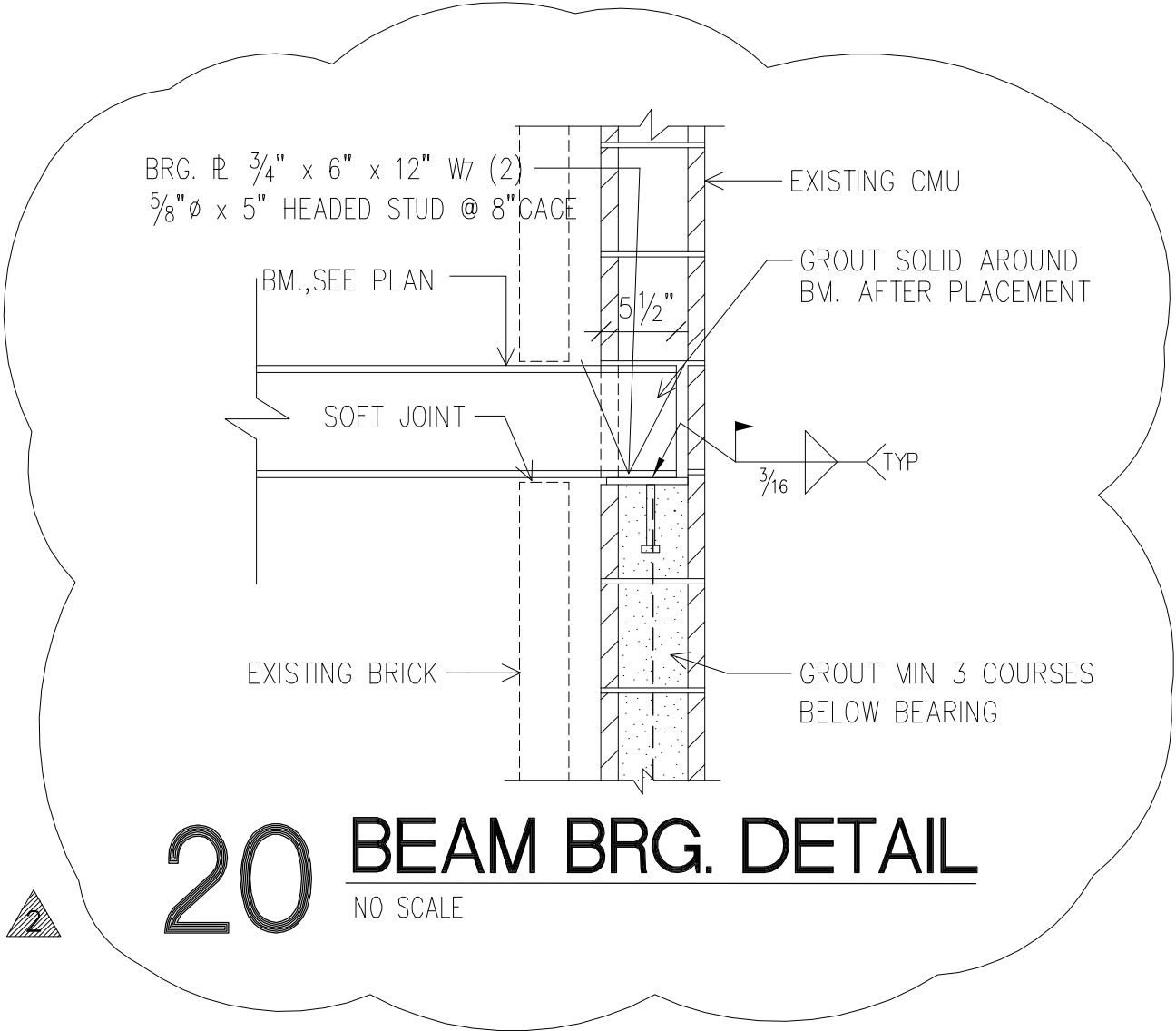
- 2.1 Section 01030 - Alternates
 - 2.1.1 Alternate Number One: Toilet Room Addition – North. This alternate shall be changed to (2) separate alternates, Alternate One-A and Alternate One-B to address changes to the finishes for these toilet rooms. A revised bid form has been prepared for the General Contractors and is posted on our web site.
 - a. **Alternate One-A** adds all the work to construct and finish the toilet rooms (Area “H”) as designed and detailed.
 - a. **Alternate One-B** shall changes the flooring to VCT and the ceramic tile wall base shall be changed to 4” rubber cove base. All other finishes shall remain as specified.
 - 2.1.2 **Alternate Number Four** - Finish Upgrade.
Add to the scope of work for this alternate - wallcovering (as specified on page 4 in Section 09900) for the Administration Area (includes Rooms Conference D100, Principal D101, Office D102, Reception D103, Storage D104, Vestibule D105, Vestibule D106 and Corridor D107). In addition to the original scope of work, this alternate changes the wall finish from paint to the wallcovering (as specified in the original Finish Schedule).
 - 2.1.3 **Alternate Seven** – Restroom Finishes
This alternate considers the credit if the base bid flooring materials specified is changed to VCT and the ceramic tile cove base is changed to 4” rubber cove base. All other finishes shall remain as specified. This alternate does not apply to the Kitchen Restroom.
- 2.2 Section 08330
 - 2.2.1 “Cookson” is an approved equal manufacture of the overhead rolling fire doors.
- 2.3 Section 09520 – Acoustical Treatments
 - 2.3.1 Item 3.2: Homosote, style DesignWall: FR Fabric, color by architect.
 - 2.3.2 Clarification: No Tectum is located within the ceiling treatments.
- 2.4 Section 10000 - Furnishings and Special Equipment
 - 2.4.1. Newline Products, Inc. is an approved manufacturer of classroom visual display boards, markerboards, tackboard and Lecture Units. 2901 Technology Drive, Suite 135, Plano, Texas 75075, (972) 881-3318 Phone, (972) 881-0985 Fax.
 - 2.4.2 Best-Rite Manufacturing is an approved manufacturer of classroom visual display boards, markerboards, and tackboard. 2885 Lorraine Ave., Temple, Texas 76501, (800) 749-2258 Phone, (800) 697-6258 Fax. Local supplier is School Specialty, Inc.
- 2.5 Section 10800 – Toilet Accessories
 - 2.5.1 The framed mirrors specified for rooms H103 and H106 shall be deleted from this specification. The mirrors shall be installed per the details on sheet A1.7.

III. CHANGES TO THE DRAWINGS

- 3.1 Sheet C1.2
 - 3.1.1 Two additional sidewalks shall be added to this sheet.
 - a. Refer to sheet C2.1 for the new curved sidewalk that connects the new west sidewalk with the existing curved walk along the front of the building. This walk will be added with acceptance of Alternate One-A.
 - b. There needs to be a new walk that extends from the new exit door from Area "H", door-opening H108a to the existing curved walk. For bidding purposes the walk shall be 5'-0" wide x 14' long x 4" thick. This walk is also added to the project by acceptance of Alternate One-A.
- 3.2 Sheet C2.1
 - 3.2.1 This sheet shows additional sidewalks that will be the General Contractors responsibility to provide and install. The new sidewalk along the West is shown on C1.2 (base bid), but the curved walk that connects the west walk to the front of the building is not shown, and shall be install per this drawing, with acceptance of Alternate One-A.
 - 3.2.2 There needs to be a new walk that extends from the new exit door from Area "H", door-opening H108a to the existing curved walk. For bidding purposes the walk shall be 5'-0" wide x 14' long x 4" thick. This walk is also added to the project by acceptance of Alternate One-A.
- 3.3 Sheet A1.2
 - 3.3.1 Door opening A103d shall be corrected to be A103a.
 - 3.3.2 The corridor walls of rooms A100, A105 and A107 shall be changed to be wall type A4 (8" metal stud) in lieu of A8 as marked. This is so the structural column with fire wrap can be enveloped into the stud wall without the need to bump out.
 - 3.3.3 A new fire extinguisher and cabinet shall be located as shown on Code 1 sheet. The wall receiving the cabinet shall be bumped out to enclose the cabinet as required.
- 3.4 Sheet A1.3
 - 3.4.1 The recessed pockets in the Lunchroom B112 are to receive the Table/Benches (provided and installed by the Furnishing Contractor). The General Contractor shall coordinate the locations and size of openings with the Furnishing Contractor.
- 3.5 Sheet A1.5
 - 3.5.1 Area "D" Plan, plan detail indicator 10/A3.6 shall be corrected to be 6/A3.6. This bubble is located on the West End of the 45-degree window looking out of Reception D103.
- 3.6 Sheet A3.1
 - 3.6.1 Vestibule A102: Pattern W20 modified. Delete Homosote, tile pattern continues (13 tiles high), bullnose exposed edges.
 - 3.6.2 Vestibule H100: Same as A102.
 - 3.6.3 Vestibule D105/D106: Tile pattern modified. Delete homosote, tile pattern continues full wall height. Extend pattern east, stop at Corridor D107.

- 3.6.4 Conference D100, Principal D101, Office D102, Reception D103, Storage D104, Vestibule D105, Vestibule D106 and Corridor D107 -
The Base Bid wall finish for these rooms are wallcovering (as specified on page 4 in Section 09900 and the Finish Schedule). This finish shall be changed to a painted finish. The painted finish shall include a base color on 3-walls and at least one wall in each room being painted an accent color. The painted walls will be upgraded to wallcovering with acceptance of Alternate Four (as corrected in this addendum).
- 3.7 Sheet A3.2
- 3.7.1 Pattern 1 on this sheet shows the Homosote panels. Stainless steel J-bead trim fabricated for wall panels. Frame top, bottom and exposed sides. J-bead shall match panel thickness.
- 3.8 Sheet 3.4 – Door Schedule
- 3.8.1 Openings A103a, B112a, B112b shall be corrected to have a 20-minute fire rating.
- 3.8.2 Opening A105d shall be clarified to be a Wood Door (W1) in a hollow metal frame.
- 3.8.3 Opening B110b is a double egress opening. The doors shall be wood (W2), the frame is hollow metal, similar to 2B, with the middle mullion.
- 3.8.4 Opening C100a is a double egress opening. The doors shall be wood (W2), the frame is hollow metal, similar to 2B, with the middle mullion.
- 3.9 Sheet A4.2
- 3.9.1 The West Wall of Band G100 does not slope similar to Vocal B114.
- 3.10 Sheet A7.4
- 3.10.1 Is issued with this addendum and is posted on our web site at www.haarchitects.com, then click on “shortcut to plan room”.
- 3.11 Sheet E2.1
The Electrical Contractor shall include in their base bid the costs to add (2) additional outlets on the south wall of the Lunchroom B112. The new outlets shall be located at the (2) milk coolers (serving equipment). The outlets shall have separate circuits.

END OF ADDENDUM TWO



D&B

DESIGN & BUILD
 ENGINEERING LLC
 5317 EAST FUNSTON
 WICHITA, KS. 67218
 Phone 316-265-0457 Fax 316-265-7926
 EMAIL dandbllc@sbcglobal.net

2008

ST. MARK'S CHARTER SCHOOL REMODEL
 COLWICH, KANSAS
 RENWICK UNIFIED SCHOOL DISTRICT 267

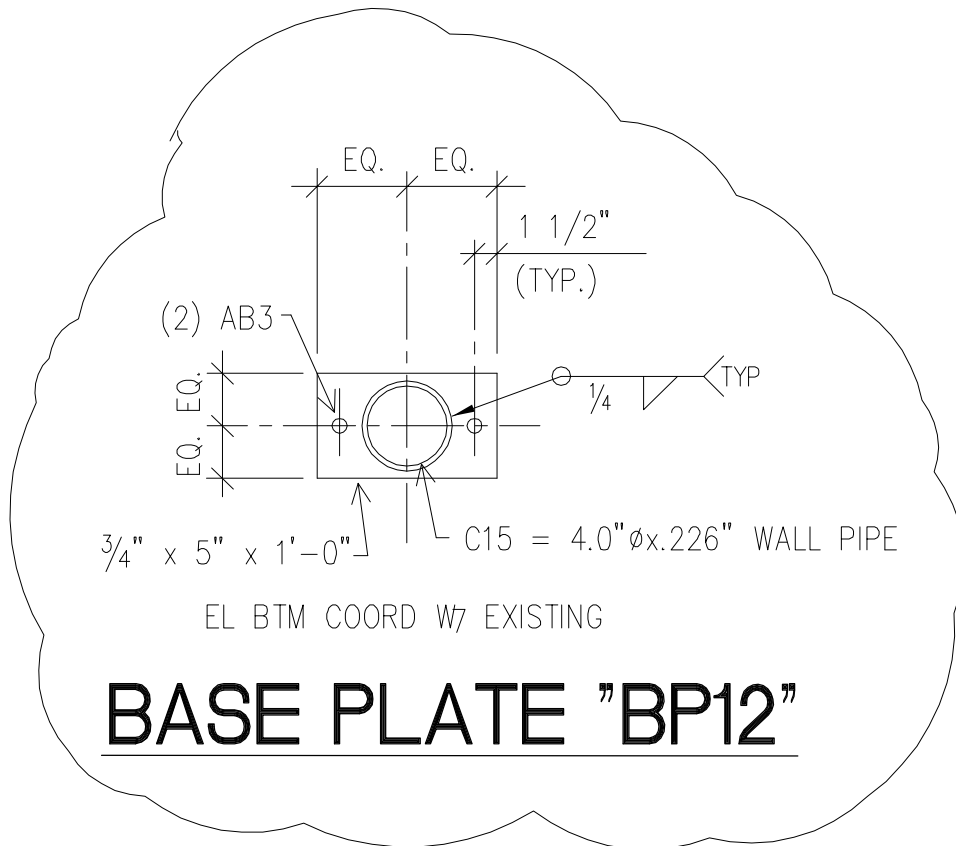
PROJ 08-126

DRW PDS CKD PDS

SHEET

S7.2

10/22/08 MECH'L RTU COORDINATION



D&B

DESIGN & BUILD
ENGINEERING LLC
5317 EAST FUNSTON
WICHITA, KS. 67218
Phone 316-265-0457 Fax 316-265-7926
EMAIL dandbllc@sbcglobal.net

2008

ST. MARK'S CHARTER SCHOOL REMODEL
COLWICH, KANSAS
RENWICK UNIFIED SCHOOL DISTRICT 267

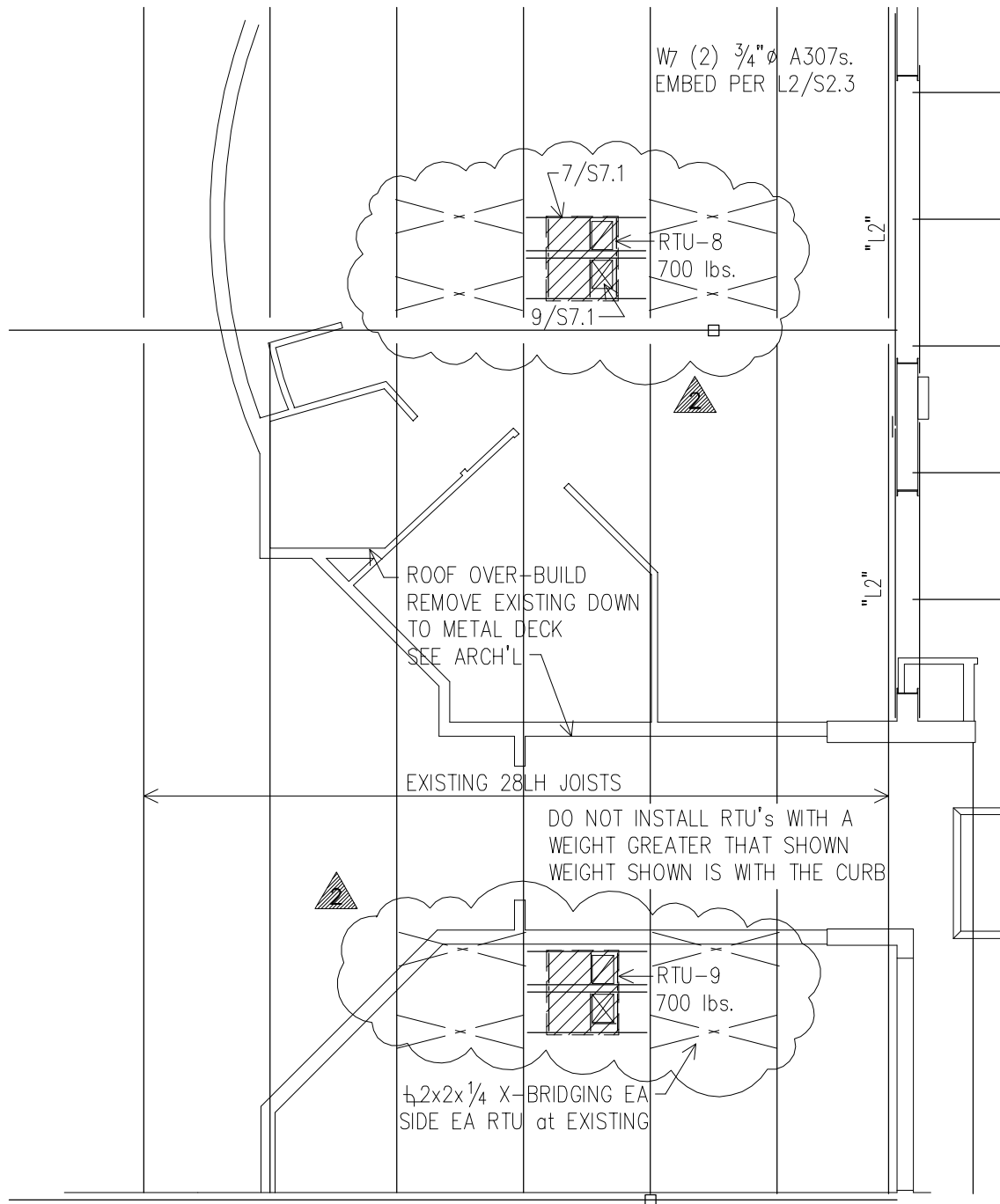
PROJ 08-126

DRW PDS CKD PDS

SHEET

S0.1

10/22/08	MECH'L RTU COORDINATION	



C AREA "C" ROOF FRAMING PLAN

1/8" = 1'-0"



D&B

DESIGN & BUILD
ENGINEERING LLC
5317 EAST FUNSTON
WICHITA, KS. 67218
Phone 316-265-0457 Fax 316-265-7926
EMAIL dandbllc@sbcglobal.net

2008

ST. MARK'S CHARTER SCHOOL REMODEL
COLWICH, KANSAS
RENWICK UNIFIED SCHOOL DISTRICT 267

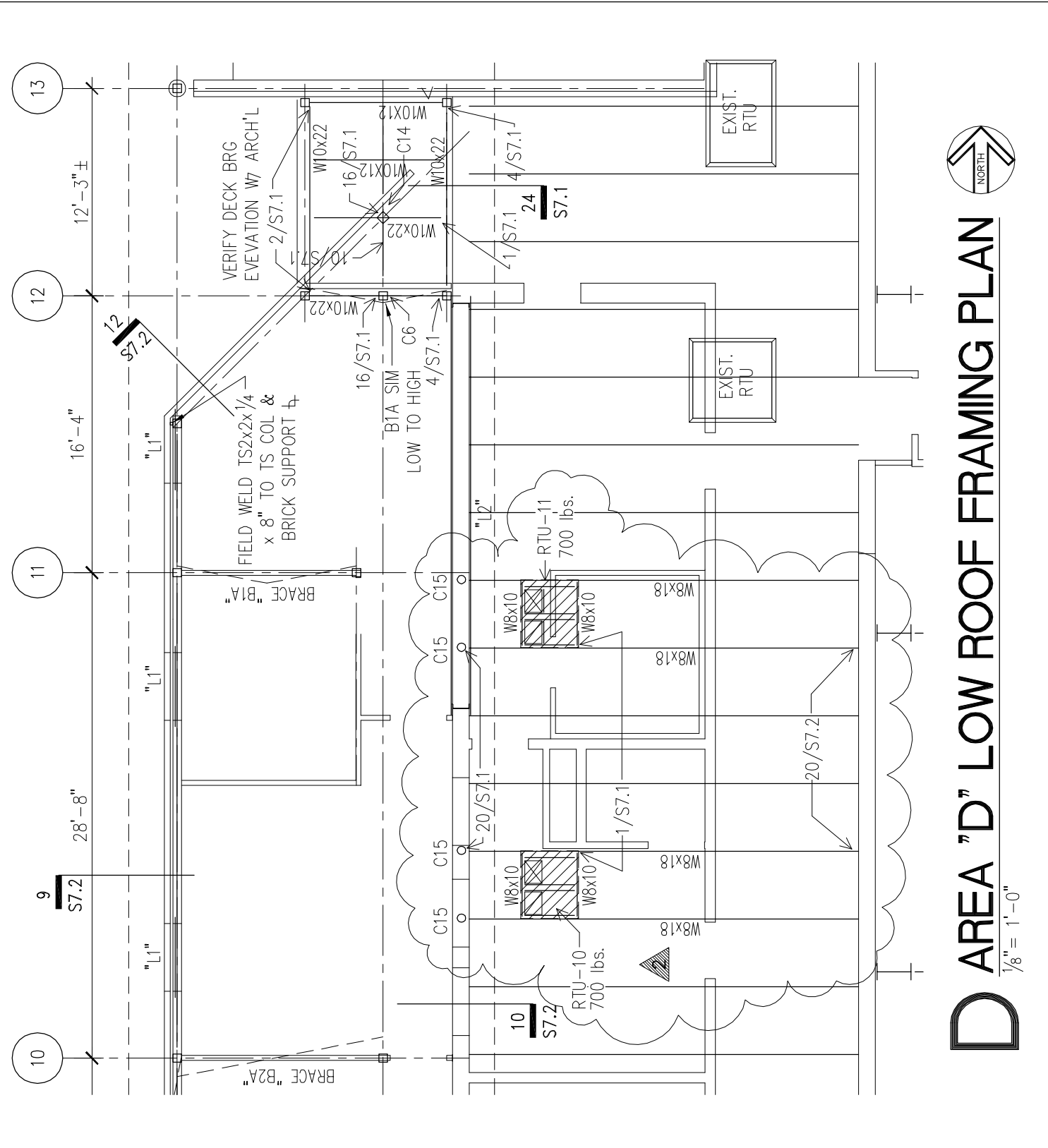
PROJ 08-126

DRW PDS CKD PDS

SHEET

S2.2

10/22/08 MECH'L RTU COORDINATION



D AREA "D" LOW ROOF FRAMING PLAN

1/8" = 1'-0"

D&B

DESIGN & BUILD
ENGINEERING LLC
5317 EAST FUNSTON
WICHITA, KS. 67218
Phone 316-265-0457 Fax 316-265-7926
EMAIL dandblc@sbcglobal.net

2008

ST. MARK'S CHARTER SCHOOL REMODEL
COLWICH, KANSAS
RENWICK UNIFIED SCHOOL DISTRICT 267

PROJ 08-126

DRW PDS CKD PDS

SHEET

S2.2

10/22/08	MECH'L RTU COORDINATION	