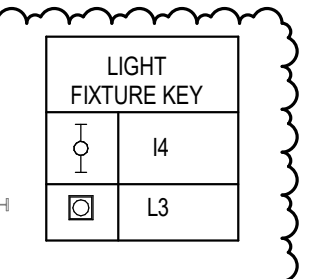
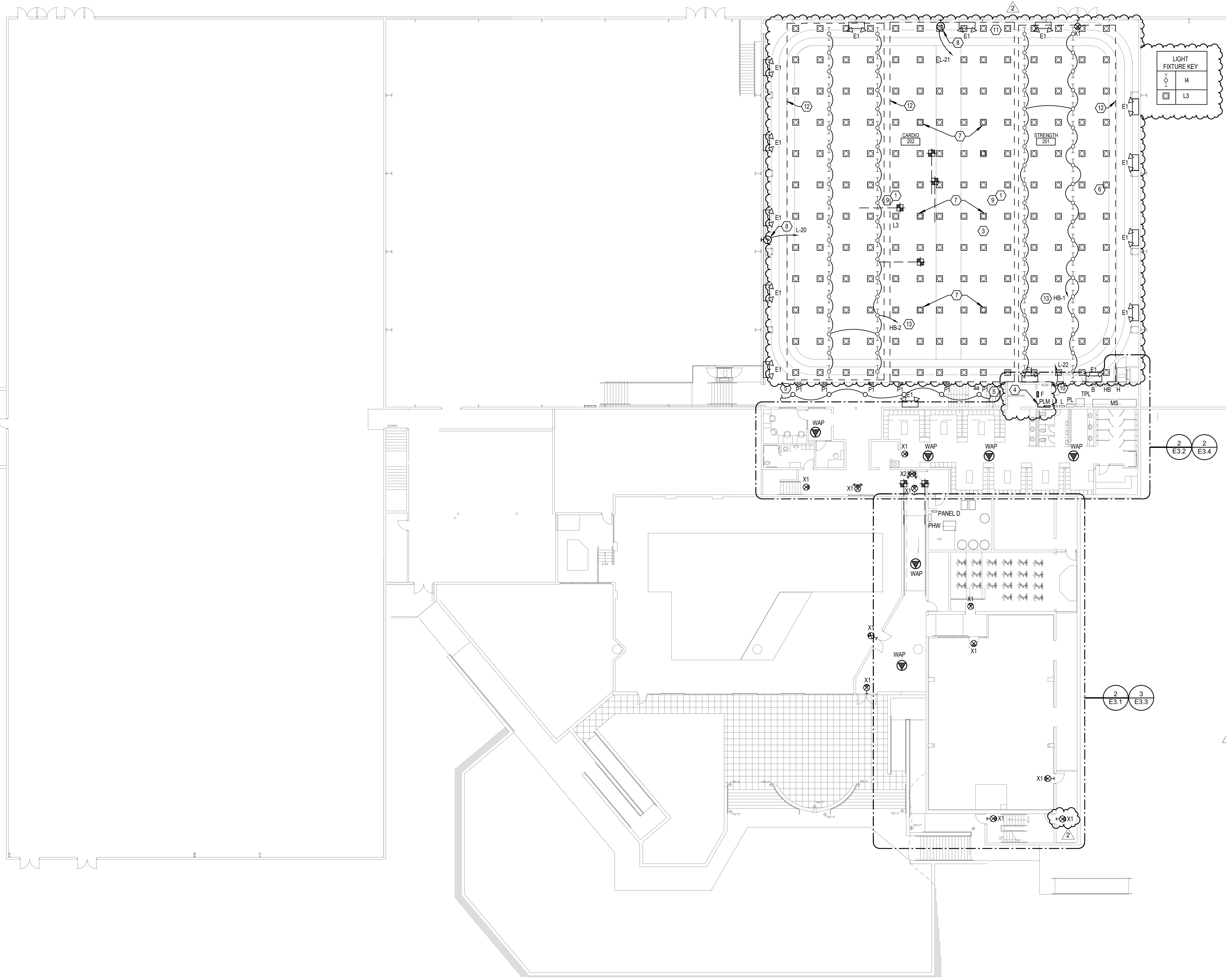


HANNEY & ASSOCIATES, ARCHITECTS
 1726 South Hillside, Wichita, Kansas, 67211
 Phone: (316) 883-8865
 Fax: (316) 684-1441

2019 GENESIS HEALTH WESTROADS
 1212 NORTH 162ND STREET
 OMAHA, NE 68114



SHEET NOTES:

1. PROVIDE WIRE CAGE IMPACT PROTECTION FOR ALL ELECTRICAL DEVICES IN THIS ROOM INCLUDING BUT NOT LIMITED TO LIGHTING CONTROLS, EXIT SIGNS, WIRELESS ACCESS POINTS, AND FIRE ALARM DEVICES.
2. SERVE NEW LIGHT FIXTURES FROM EXISTING LIGHTING BRANCH CIRCUIT MADE AVAILABLE BY CONTRACTOR. PROVIDE WIRING AND CONTROLS MADE AVAILABLE BY CONTRACTOR.
3. FIRE ALARM DEVICES IN AREA INDICATED SHALL BE MOUNTED TO ACOUSTICAL CEILING TILES. COORDINATE ROUTING AND SUPPORT OF CONDUITS AND DEVICES WITH ALL DISCIPLINES PRIOR TO INSTALLATION.
4. PROVIDE ONE (1) 4" SQUARE BACK BOX WITH ONE (1) 3/4" CONDUIT TO SERVE OWNER'S PROVIDED NEON LIGHT. COORDINATE EXACT MOUNTING LOCATION, POWER REQUIREMENTS, AND INSTALLATION INSTRUCTIONS WITH OWNER PRIOR TO ROUGH-IN. COORDINATE ALL WALL MOUNTED ELECTRICAL DEVICES IN THIS SPACE TO MINIMIZE INSTALLATION OF DEVICES ON OWNER PROVIDED FULL-HEIGHT MIRROR(S). COORDINATE EXACT LOCATIONS WITH OWNER PRIOR TO ROUGH-IN.
5. REFER TO VIEW 1 ON SHEET E3.1 FOR ADDITIONAL INFORMATION ON CONTROL OF LIGHT FIXTURES INDICATED.
6. LIGHT FIXTURES TYPE 'P3' IN SPACE SHALL BE INSTALLED ON A ONE-TO-ONE BASIS WITH ALL EXISTING LIGHT FIXTURES. SERVE NEW LIGHT FIXTURES FROM LIGHTING BRANCH CIRCUIT AND CONTROLS PREVIOUSLY SERVING DEMOLISHED LIGHT FIXTURES.
7. LIGHT FIXTURES INDICATED SHALL BE SERVED BY NEW LIGHTING INVERTER IDENTIFIED BY SHEET NOTE 4.
8. PROVIDE ONE (1) 4" SQUARE BACK BOX WITH ONE (1) 3/4" CONDUIT TO SERVE OWNER'S PROVIDED NEON LIGHT. COORDINATE EXACT MOUNTING LOCATION, POWER REQUIREMENTS, AND INSTALLATION INSTRUCTIONS WITH OWNER PRIOR TO ROUGH-IN. COORDINATE ALL WALL MOUNTED ELECTRICAL DEVICES IN THIS SPACE TO MINIMIZE INSTALLATION OF DEVICES ON OWNER PROVIDED FULL-HEIGHT MIRROR(S). COORDINATE EXACT LOCATIONS WITH OWNER PRIOR TO ROUGH-IN.
9. THE DESIGN OF THE FIRE ALARM SYSTEM SHALL BE PROVIDED BY THE FIRE ALARM EQUIPMENT SUPPLIER. REFER TO FIRE ALARM SHOP DRAWINGS FOR LOCATIONS OF ALL ASSOCIATED FIRE ALARM SYSTEM AND DEVICES ASSOCIATED WITH THIS FACILITY. CONTRACTOR TO SUBMIT SHOP DRAWINGS TO FIRE MARSHAL FOR APPROVAL. REFER TO ARCHITECTURAL CODE PLANS FOR BUILDING OCCUPANCY INFORMATION.
10. COORDINATE DELUGE SYSTEM WITH FIRE ALARM SYSTEM. DELUGE SYSTEM SHALL PROTECT ENTIRE LENGTH OF NORTH WALL. REFER TO MECHANICAL AND ARCHITECTURAL PLANS FOR ADDITIONAL INFORMATION.
11. LIGHT FIXTURES NOT SHOWN WITH WIRING IN PLAN IN AREA INDICATED SHALL BE CIRCUITED TOGETHER. UTILIZE BRANCH CIRCUIT AND CONTROLS MADE AVAILABLE DURING DEMOLITION. COORDINATE INSTALLATION OF ALL LIGHT FIXTURES WITH OWNER PRIOR TO INSTALLATION.
12. PROVIDE ROUGH-IN AND CONDUIT PATHWAY FOR OWNER PROVIDED DMX CONTROLLER FOR RGB SYSTEM. REFER TO OWNER FOR CONDUIT SIZE AND PATHWAYS. ALL RGB LIGHT FIXTURES IN SPACE SHALL BE CONTROLLED TOGETHER.

DRAWINGS ISSUED

NO.	DATE	ITEM ISSUED
2	10/04/19	ADDENDUM #2
1	04/22/19	ISSUED FOR BID

COMPUTER DRAWING

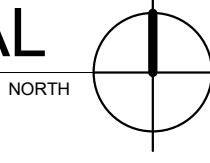
DATE: APRIL 2019
 DRAWN BY: EJR/NLE
 CHECKED BY: TJH

SHEET

E1.2

OF SHEETS

A OVERALL SECOND LEVEL FLOOR PLAN - ELECTRICAL
 1/16" = 1'-0"



2019 © COPYRIGHT
 PERMISSION TO REPRODUCE ANY PART OF THIS DOCUMENT IS HEREBY GRANTED SOLELY FOR THE PURPOSE OF THE CONSTRUCTION OF THE PROJECT OR THE ARCHIVING OF THIS PROJECT. UNAUTHORIZED USE OF THIS DOCUMENT WITHOUT THE WRITTEN PERMISSION OF SPECIALIZED ENGINEERING SOLUTIONS IS PROHIBITED BY COPYRIGHT LAW.

DO NOT SCALE DRAWING. ALL DIMENSIONS AND CLEARANCES SHALL BE VERIFIED FROM APPROPRIATE SOURCES. ALL WORK SHALL BE COORDINATED PRIOR TO INSTALLATION. SEE SPECIFICATIONS.

SPECIALIZED ENGINEERING SOLUTIONS
 10360 Ellison Circle
 Omaha, NE 68134
 Phone: 402.991.5520
 www.specializedeng.com

SES PROJECT # 18435

B:\360\18435 - Genesis Health Club Westroads\18435_Genesis_Westroads_SES_2017.rvt
 10/6/2019 5:16:47 PM