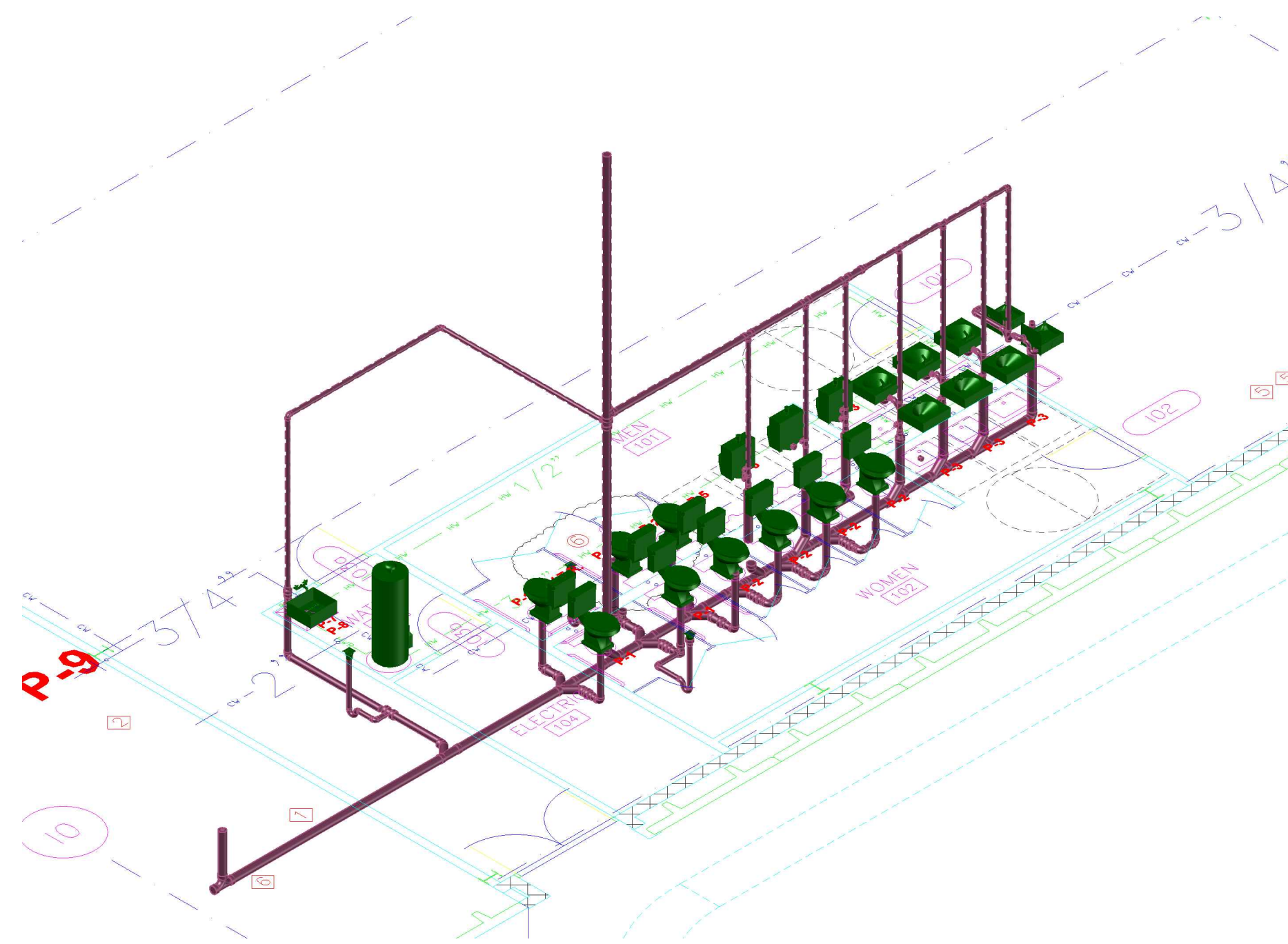
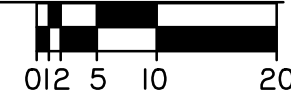
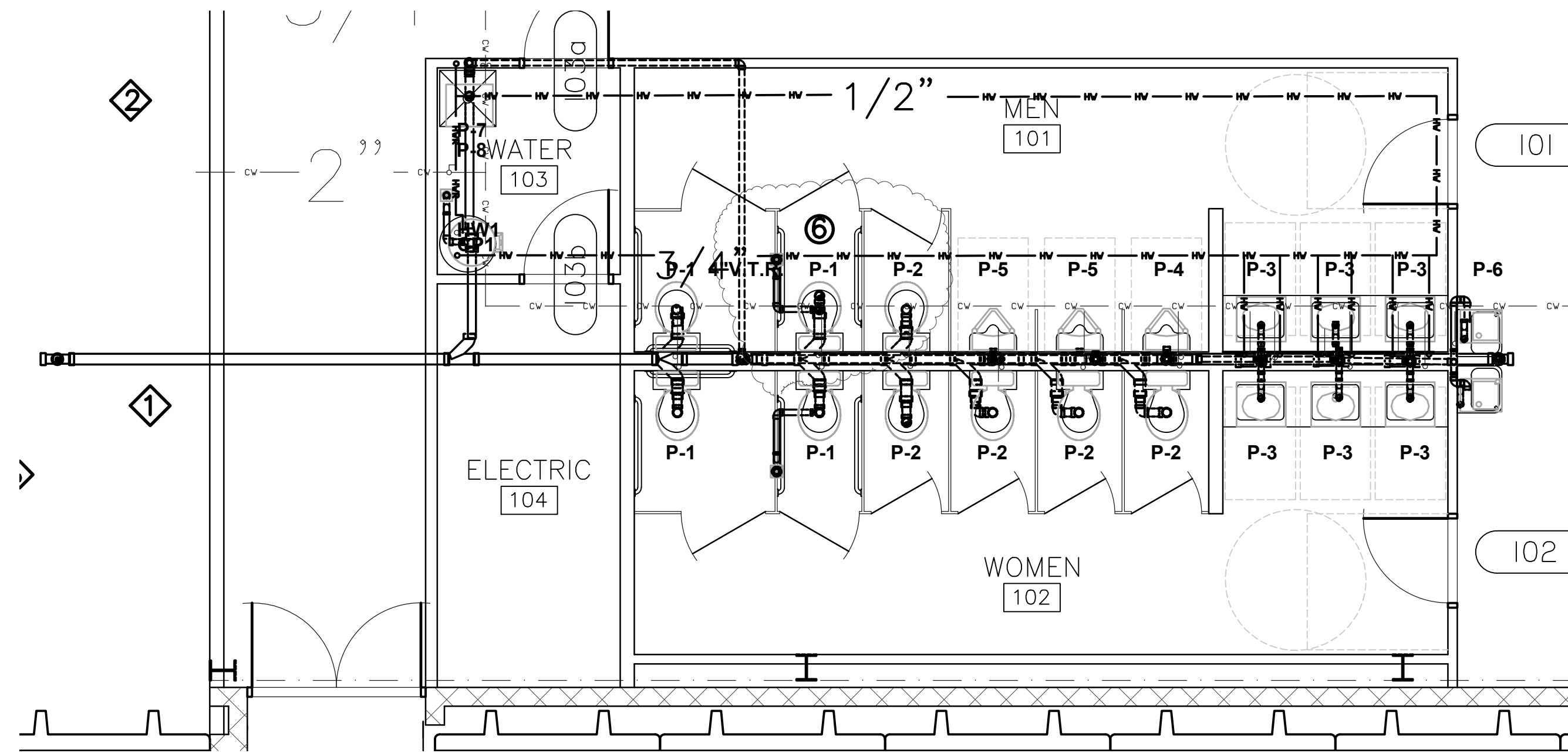


**PLUMBING FLOOR PLAN**  
SCALE 1/16"=1'0"



**WASTE & VENT ISOMETRIC**  
NO SCALE




**TOILET FLOOR PLAN**  
SCALE 1/4"=1'0"



FIXTURE SCHEDULE						
WATER						
MARK	FIXTURE	COLD CONN.	HOT CONN.	WASTE CONN.	VENT	REMARKS
P-1	WATER CLOSET	1/2"	0	4"	2"	HANDICAP
P-2	WATER CLOSET	1/2"	0	4"	2"	P.C.
P-3	LAVATORY	1/2"	1/2"	2"	1-1/2"	HANDICAP
P-4	URINAL	3/4"	0	2"	1-1/2"	HANDICAP
P-5	URINAL	3/4"	0	2"	1-1/2"	P.C.
P-6	DRINKING FOUNTAIN	1/2"	0	2"	1-1/2"	HANDICAP
P-7	MOP SINK	1/2"	1/2"	3"		P.C.
P-8	ROOF HYDRANT	3/4"	0		2"	P.C.
P-9	HOSE BIBB	3/4"	0			P.C.

PLUMBING SYMBOL SCHEDULE			
MARK	DESCRIPTION	MARK	DESCRIPTION
— SAN —	SANITARY SEWER	— F.D. —	FLOOR DRAIN
— SAN V —	PLUMBING VENT LINE	— C.O. —	CLEANOUT
— CW —	DOMESTIC COLD WATER LINE	— G.V. —	GAS VALVE
— HW —	DOMESTIC HOT WATER LINE	— B.V. —	BALL VALVE
— HWR —	DOMESTIC HOT WATER RECIRCULATING	— U. —	UNION
— GAS —	NATURAL GAS LINE	— V.T.R. —	VENT THROUGH ROOF
		— W.H. —	WALL HYDRANT (FREEZE PROOF)
		— C.D. —	CONDENSATE DRAIN

- PLUMBING PLAN NOTES:**
- SEE SITE UTILITY PLAN FOR CONTINUATION OF SANITARY SEWER
  - SEE SITE UTILITY PLAN FOR CONTINUATION OF DOMESTIC COLD WATER
  - LOCATION OF FIRE PROTECTION RISER
  - FIRE PROTECTION CONTRACTOR TO PROVIDE ALL SPRINKLER PIPING INCLUDING 8" UNDERGROUND SERVICE
  - SEE SITE UTILITY PLAN FOR CONTINUATION OF FIRE PROTECTION LINE
  - GAS SERVICE AND METER BY UTILITY
  - RAISE EXISTING C.O. TO GRADE AND PROVIDE NEW CLEANOUT COVERS.
  - FIELD VERIFY EXACT LOCATION
  - INSTALL NEW CLEANOUT IN EXISTING SANITARY SEWER
  - FIELD VERIFY EXACT LOCATION
- PLUMBING REVIEW NOTES:**
- CHANGE PLUMBING FIXTURE NUMBER



HANNEY & ASSOCIATES, ARCHITECTS  
1726 South Hillside, Wichita, Kansas, 67211  
Phone (316) 683-9965  
Fax (316) 684-1441  
www.hoarchitects.com

**2019**  
**BOOT BARN**  
**WAREHOUSE EXPANSION**  
 4950 South Laura, Wichita, Kansas 67218

DRAWINGS ISSUED		
NO.	DATE	ITEM ISSUED
7	8/13	CODE REVISIONS
6	1/11	CODE REVISIONS
5	6/17	PLAN REVIEW
4	6/14	100% REVIEW
4	6/05	PLAN CHANGE
3	5/28	PLAN CHANGE
2	4/26	REVIEW
1	1/24	REVIEW

COMPUTER DRAWING

DATE: JUNE, 2019  
DRAWN BY: RJB  
CHECKED BY: NH

SHEET  
**P1.1**  
OF 1 SHEETS

MECHANICAL CONCEPTS L.L.C.  
14801 TIMBERLAKE RD.  
WICHITA, KANSAS 67230  
PHONE 316-733-2718  
FAX 677-839-4680  
EMAIL  
RB@RICHARDBOWMAN.US